

- White
- Gray
- Black

0.25 kg

W 124 x D 60 [mm]

**Material**

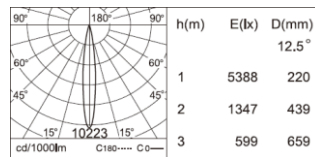
Trim	AL. DIE-CASTING
Adjustable Plate	AL. DIE-CASTING (ROTATE $\angle$ 355 °)
Housing	AL. EXTRUDE (TILT $\angle$ 90 °)
Mounting Ring	AL. EXTRUDE
Heat Sink	AL. EXTRUDE
Reflector	LENS
Size	W 129 x D 69 x H 113 [mm]
Hole Cut	W 124 x D 60 [mm]

Description	POWER LED
Input Power	9 W x 2
Output Power	5 W x 2
Luminous Flux	3 000 K    12.5 °    419 lm x 2 17.5 °    396 lm x 2 25.5 °    394 lm x 2
Color Temperature	5 000 K / 4 000 K / 3 000 K
Color Rendering Index (CRI)	80 / 90
Operating Temperature Range	-20 to +40 °C
SDCM	3 Step

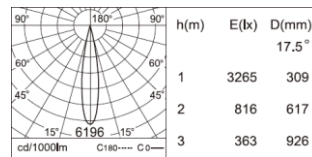
**Driver**

Input Voltage Range	220-240 Vac , 50/60 Hz
Output Current	450 mA x 2
Output Voltage	12 Vdc
Power Factor	0.9 이상
Drive Lifetime	50 000 Hours
Maintenance of Lumen -L80	50 000 Hours at 25 °C

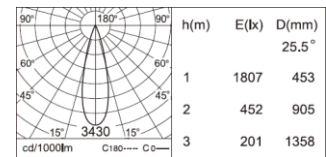
**[3 000 K / CRI 80]**



419 lm x 2



396 lm x 2



394 lm x 2