


- White
- Black

 0.18 kg

TRACK : DR-501.02  
DR-501.03

**\*REQUIREMENT**

LED Power Supply 48V DC Needed

**Material**

Housing	AL. EXTRUDE (TILT $\angle$ 90 °)
Heat Sink	AL. DIE-CASTING
Reflector	LENS & ABS
Installation	DC 48V TRACK
Size	Ø 55 x H 48 [mm]

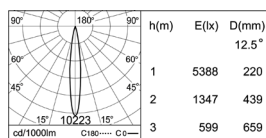
**Description**

Description	POWER LED
Input Power	9 W
Luminous Flux	3 000 K    12.5 °    419 lm 17.5 °    396 lm 25.5 °    394 lm
Color Temperature	5 000 K / 4 000 K / 3 000 K
Color Rendering Index (CRI)	80 / 90
Operating Temperature Range	-20 to +40 °C
SDCM	3 STEP

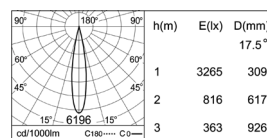
**Driver**

Input Voltage Range	220-240 Vac , 50/60 Hz
Maintenance of Lumen -L80	50 000 HOURS AT 25 °C

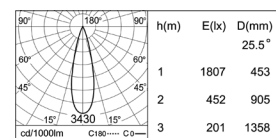
**[3 000 K / CRI 80]**



419 lm



396 lm



394 lm